









**District:**  
**Logan-Hocking Local (Logan)**

▲ = ABOVE THIS DISTRICT'S AVG. ▼ = BELOW THIS DISTRICT'S AVG. NR = NOT REPORTED

Performance Index: **B** State Funding Per Student: **\$5,244.64** % Spent in Classroom: **94.5%** Avg. Teacher Experience: **16 yrs.** Total Transferred to Charters: **\$676,875.66**

**Charter School**

	Grade ?	State Funding Per Student ?	% Spent in Classroom ?	Avg. Teacher Experience ?	\$ Transferred from District ?
 Electronic Classroom Of Tomorrow	<b>D</b>	\$6,440.29 ▲	89.4 % ▼	8 yrs. ▼	\$202,962.44
 Ohio Virtual Academy	<b>C</b>	\$6,131.42 ▲	91.2 % ▼	10 yrs. ▼	\$192,578.12
 Ohio Connections Academy, Inc	<b>C</b>	\$6,142.16 ▲	82.7 % ▼	9 yrs. ▼	\$63,809.15
 Virtual Community School Of Ohio	<b>D</b>	\$6,944.18 ▲	87.6 % ▼	16 yrs.	\$28,527.98
 Treca Digital Academy	<b>NA</b>	\$6,284.77 ▲	85.3 % ▼	11 yrs. ▼	\$25,917.57
 Quaker Digital Academy	<b>NA</b>	\$5,794.13 ▲	80.9 % ▼	40 yrs. ▲	\$22,815.64
 Alternative Education Academy	<b>D</b>	\$6,346.79 ▲	79.4 % ▼	4 yrs. ▼	\$3,480.06
 Summit Academy Community School-Columbus	<b>F</b>	\$14,947.99 ▲	97.6 % ▲	2 yrs. ▼	\$2,620.76

 BRICK AND MORTAR SCHOOL  VIRTUAL SCHOOL

\*All data comes from public sources, principally the Ohio Department of Education.

<http://knowyourcharter.com/>